

STRAIGHT SECTIONS

CT290-402S Length: 0.25 m (0.82 ft)
 Outer diameter tube: 2 in (50 mm)
 Dimensions: 11.42 x 11.42 in (290 x 290 mm)
 Wall thickness: 0.08 in (2 mm)
 Weight: 8 lbs (3.7 kg)
 Approvals: TUV, SLV




146.00

CT290-405S Length: 0.5 m (1.64 ft)
 Outer diameter tube: 2 in (50 mm)
 Dimensions: 11.42 x 11.42 in (290 x 290 mm)
 Diagonal bracing: 0.75 in (20 mm)
 Wall thickness: 0.08 in (2 mm)
 Weight: 11 lbs (5 kg)
 Approvals: TUV, SLV




274.00

CT290-407S Length: 0.75 m (1.64 ft)
 Outer diameter tube: 2 in (50 mm)
 Dimensions: 11.42 x 11.42 in (290 x 290 mm)
 Diagonal bracing: 0.75 in (20 mm)
 Wall thickness: 0.08 in (2 mm)
 Weight: 13.9 lbs (6.3 kg)
 Approvals: TUV, SLV



317.00

CT290-410S Length: 1 m (3.28 ft)
 Outer diameter tube: 2 in (50 mm)
 Dimensions: 11.42 x 11.42 in (290 x 290 mm)
 Diagonal bracing: 0.75 in (20 mm)
 Centerpoint load: 6,103 lbs (2,768 kg)
 Distributed load: 6,103 lbs (2,768 kg)
 Wall thickness: 0.08 in (2 mm)
 Weight: 15.87 lbs (7.2 kg)
 Approvals: TUV, SLV



357.00

CT290-415S Length: 1.5 m (4.92 ft)
 Outer diameter tube: 2 in (50 mm)
 Dimensions: 11.42 x 11.42 in (290 x 290 mm)
 Diagonal bracing: 0.75 in (20 mm)
 Wall thickness: 0.08 in (2 mm)
 Weight: 21.16 lbs (9.6 kg)
 Approvals: TUV, SLV



445.00

Confidential Dealer Price List / Liste de prix confidentielle

Sugg. Retail
Détail sugg.

CT290-420S Length: 2 m (6.56 ft)
 Outer diameter tube: 2 in (50 mm)
 Dimensions: 11.42 x 11.42 in (290 x 290 mm)
 Diagonal bracing: 0.75 in (20 mm)
 Centerpoint load: 4,568 lbs (2,072 kg)
 Distributed load: 6,093 lbs (2,764 kg)
 Wall thickness: 0.08 in (2 mm)
 Weight: 26.45 lbs (12 kg)
 Approvals: TUV, SLV



552.00

CT290-425S Length: 2.5 m (8.2 ft)
 Outer diameter tube: 2 in (50 mm)
 Dimensions: 11.42 x 11.42 in (290 x 290 mm)
 Diagonal bracing: 0.75 in (20 mm)
 Wall thickness: 0.08 in (2 mm)
 Weight: 33 lbs (15 kg)
 Approvals: TUV, SLV



647.00

CT290-430S Length: 3 m (9.84 ft)
 Outer diameter tube: 2 in (50 mm)
 Dimensions: 11.42 x 11.42 in (290 x 290 mm)
 Diagonal bracing: 0.75 in (20 mm)
 Centerpoint load: 3,036 lbs (1,377 kg)
 Distributed load: 6,075 lbs (2,756 kg)
 Wall thickness: 0.08 in (2 mm)
 Weight: 38.58 lbs (17.5 kg)
 Approvals: TUV, SLV



742.00

ARC SECTIONS

CT290-415CIR180 Outside diameter: 4.92 ft (1.5 m)
 Inside diameter: 3.28 ft (1 m)
 Arc: 180°
 Outer diameter tube: 2 in (50 mm)
 Diagonal bracing: 0.75 in (20 mm)
 Wall thickness: 0.08 in (2 mm)
 Weight: 21.6 lb (9.8 kg)
 Approvals: SLV



1,114.00

CT290-420CIR90 Outside diameter: 6.56 ft (2 m)
 Inside diameter: 4.92 ft (1.5 m)
 Arc: 90°
 Outer diameter tube: 2 in (50 mm)
 Diagonal bracing: 0.75 in (20 mm)
 Wall thickness: 0.08 in (2 mm)
 Weight: 25.8 lb (11.7 kg)
 Approvals: SLV



796.00

PRICES DO NOT INCLUDE GST AND ARE SUBJECT TO CHANGE WITHOUT NOTICE. "SUGGESTED RETAIL" ARE SUGGESTIONS ONLY. YOU ARE UNDER NO OBLIGATION TO ACCEPT THESE SUGGESTIONS AND YOU WILL IN NO WAY SUFFER IN OUR BUSINESS RELATIONS (OR IN YOUR RELATIONS WITH ANY OTHER PERSON) IF YOU FAIL TO ACCEPT THESE SUGGESTIONS. / Prix n'inclut pas la TPS et sont sujets à changement sans préavis. Les "prix suggérés" mentionnés ici ne sont que des suggestions. Vous êtes nullement obligé d'accepter ces suggestions et, si vous ne les acceptez pas, nos relations de travail n'en seront touchées d'aucune façon.

Confidential Dealer Price List / Liste de prix confidentielle

Sugg. Retail
Détail sugg.

CT290-430CIR90 *Outside diameter: 9.84 ft (3 m)*
Inside diameter: 8.20 ft (2.5 m)
Arc: 90°
Outer diameter tube: 2 in (50 mm)
Diagonal bracing: 0.75 in (20 mm)
Wall thickness: 0.08 in (2 mm)
Weight: 28.6 lb (13 kg)
Approvals: SLV



1,030.00


CORNERS

CT290-490C 90° Corner *Length: 0.5 m (1.64 ft)*
Outer diameter tube: 2 in (50 mm)
Dimensions: 11.42 x 11.42 in (290 x 290 mm)
Diagonal bracing: 0.75 in (20 mm)
Wall thickness: 0.08 in (2 mm)
Weight: 12.1 lbs (5.5 kg)
Approvals: SLV



445.00

CT290-4120C 120° Corner *Length: 0.5 m (1.64 ft)*
Outer diameter tube: 2 in (50 mm)
Dimensions: 11.42 x 11.42 in (290 x 290 mm)
Diagonal bracing: 0.75 in (20 mm)
Wall thickness: 0.08 in (2 mm)
Weight: 12.12 lbs (5.5 kg)
Approvals: SLV



445.00

CT290-4135C 135° Corner *Length: 1.64 ft (0.5 m)*
Outer diameter tube: 2 in (50 mm)
Dimensions: 11.42 x 11.42 in (290 x 290 mm)
Diagonal bracing: 0.75 in (20 mm)
Wall thickness: 0.08 in (2 mm)
Weight: 13.93 lbs (6.3 kg)
Approvals: SLV



445.00

CT290-43TCT - Junction Corner *Length: 1.64 ft (0.5 m)*
Outer diameter tube: 2 in (50 mm)
Dimensions: 11.42 x 11.42 in (290 x 290 mm)
Diagonal bracing: 0.75 in (20 mm)
Wall thickness: 0.08 in (2 mm)
Weight: 14.33 lbs (6.5 kg)
Approvals: SLV



590.00

PRICES DO NOT INCLUDE GST AND ARE SUBJECT TO CHANGE WITHOUT NOTICE. "SUGGESTED RETAIL" ARE SUGGESTIONS ONLY. YOU ARE UNDER NO OBLIGATION TO ACCEPT THESE SUGGESTIONS AND YOU WILL IN NO WAY SUFFER IN OUR BUSINESS RELATIONS (OR IN YOUR RELATIONS WITH ANY OTHER PERSON) IF YOU FAIL TO ACCEPT THESE SUGGESTIONS. / Prix n'inclus pas la TPS et sont sujets à changement sans préavis. Les "prix suggérés" mentionnés ici ne sont que des suggestions. Vous êtes nullement obligé d'accepter ces suggestions et, si vous ne les acceptez pas, nos relations de travail n'en seront touchées d'aucune façon.

Confidential Dealer Price List / Liste de prix confidentielle

Sugg. Retail
Détail sugg.

CT290-4390C 3-way Length: 0.5 m (1.64 ft)
90° Corner Outer diameter tube: 2 in (50 mm)
 Dimensions: 11.42 x 11.42 in (290 x 290 mm)
 Diagonal bracing: 0.75 in (20 mm)
 Wall thickness: 0.08 in (2 mm)
 Weight: 16.53 lbs (7.5 kg)
 Approvals: SLV



590.00

CT290-4VH Versa Adjustable range: 0° to 180°
Hinge Plate thickness: 0.39 in (10mm)
 Size: 11.42 x 11.42 in (290 x 290 mm)
 Weight: 18.6 lbs (8.5kg)
 Approvals: SLV



520.00

CT290-6WAYC 6-way Outer diameter tube: 2 in (50 mm)
Corner Block Dimensions: 11.42 x 11.42 in (290 x 290 mm)
 Diagonal bracing: 0.75 in (20 mm)
 Wall thickness: 0.08 in (2 mm)
 Weight: 18.30 lbs (8.3 kg)
 Approvals: SLV



583.00

BASE PLATES

CT290-4112B 12 inch base plate
 Thickness: 0.24in (6mm)
 Dimensions: 12 x 12in (144 x 144mm)
 Weight: 7.5 lbs (3.4 kg)



129.00

CT290-4116B 16 inch base plate
 Thickness: 0.24 in (6 mm)
 Dimensions: 16 x 16 in (406 x 406 mm)
 Weight: 9.0 lbs (4.1 kg)



224.00

PRICES DO NOT INCLUDE GST AND ARE SUBJECT TO CHANGE WITHOUT NOTICE. "SUGGESTED RETAIL" ARE SUGGESTIONS ONLY. YOU ARE UNDER NO OBLIGATION TO ACCEPT THESE SUGGESTIONS AND YOU WILL IN NO WAY SUFFER IN OUR BUSINESS RELATIONS (OR IN YOUR RELATIONS WITH ANY OTHER PERSON) IF YOU FAIL TO ACCEPT THESE SUGGESTIONS. / Prix n'inclus pas la TPS et sont sujets à changement sans préavis. Les "prix suggérés" mentionnés ici ne sont que des suggestions. Vous êtes nullement obligé d'accepter ces suggestions et, si vous ne les acceptez pas, nos relations de travail n'en seront touchées d'aucune façon.

Confidential Dealer Price List / Liste de prix confidentielle

Sugg. Retail
Détail sugg.

CT290-4124B 24 inch base plate
Thickness: 0.24 in (6 mm)
Dimensions: 24 x 24 in (610 x 610 mm)
Weight: 21.1 lbs (9.6 kg)



378.00

CT290-4130B 30 inch base plate
Thickness: 0.24 in (6 mm)
Dimensions: 30 x 30 in (762 x 762 mm)
Weight: 31.70 lbs (14.4 kg)



414.00

ACCESSORIES

CT-APP Adjustable Panel Point for Video
The clamp mounting points are adjustable to work with box truss up to 20.5 wide.
The Adjustable Panel Point for Video provides a safe and secure connection and supports weights of up to 500 kg (1100 lb.)
Includes load rated 360-degree wrap around style coupler clamps made of heavy duty extruded aluminum that won't scratch or damage truss



238.00

CT-UTVM CT-UTVM is a universal, flat-screen TV mount designed to easily attach to the TRUSST® trussing system and CHAUVET® DJ Heavy-Duty Tripod Stand (CH-01.)
Made of thick-gauge steel, this mount supports up to 200lbs and mounts TVs up to 50in. A built-in bubble level ensures everything is lined up for a perfect presentation every time.



212.00

CT-CONSPK Allows a loudspeaker to be mounted safely and securely on top of a totem
Includes adaptor and M10 mounting hardware
Made of lightweight aluminum
No tools required, for stress-free assembly



16.00

PRICES DO NOT INCLUDE GST AND ARE SUBJECT TO CHANGE WITHOUT NOTICE. "SUGGESTED RETAIL" ARE SUGGESTIONS ONLY. YOU ARE UNDER NO OBLIGATION TO ACCEPT THESE SUGGESTIONS AND YOU WILL IN NO WAY SUFFER IN OUR BUSINESS RELATIONS (OR IN YOUR RELATIONS WITH ANY OTHER PERSON) IF YOU FAIL TO ACCEPT THESE SUGGESTIONS. / Prix n'inclus pas la TPS et sont sujets à changement sans préavis. Les "prix suggérés" mentionnés ici ne sont que des suggestions. Vous êtes nullement obligé d'accepter ces suggestions et, si vous ne les acceptez pas, nos relations de travail n'en seront touchées d'aucune façon.

Confidential Dealer Price List / Liste de prix confidentielle

Sugg. Retail
Détail sugg.

CT290-4105SK 105mm spacer
Manufactured from high-grade and lightweight aluminum
Spacer allows different style TRUSST® corners to mate together in certain configurations and circumstances
Extends the CT290-43TC to match the CT290-4390C and CT290-490C
Uses existing CT-CONKIT connecting hardware included with corners and sticks



84.00

CT290-4210SK 210 mm spacer
Manufactured from high-grade and lightweight aluminum
Spacer allows different style TRUSST® corners to mate together in certain configurations and circumstances
Extends the CT290-6WAYC to match the CT290-43TC, CT290-490C and CT290-4390C
Uses existing CT-CONKIT connecting hardware included with corners and sticks



155.00

CT-40110P 1 meter pipe
Length: 1 m (3.28 ft)
Outer diameter tube: 2 in (50 mm)
Wall thickness: 0.08 in (2 mm)
Weight: 3.5 lbs (1.58 kg)
Approvals: SLV



76.00

CT-CONKITB CT-CONKIT-B is an additional set of conical connecting hardware for use with our TRUSST® Base Plates.
Manufactured from high-grade and lightweight aluminum which is easy for transportation and setup
Compatible with the 12in, 16in, 24in and 30in base plates to create a stable and custom presentation
Includes 4 half-conical connectors, 4 spigots, 4 safety pins and 4 bolts to connect to TRUSST® base plates



68.00

CT-CONKIT6WAY CT-CONKIT6WAY is a set of connecting hardware that work with our TRUSST® 6-way Corner Block (each corner block includes two sets of connecting hardware at time of purchase).
Manufactured from high-grade and lightweight aluminum which is easy for transportation and setup
Compatible with all TRUSST® sticks and the 6-way corner block to create an astonishing and custom presentation
Includes 4 half-conical connectors, 4 spigots, 4 safety pins and 4 bolts to connect to TRUSST® 6-way corner block



59.00

CT-PIN12 CT-PIN12 is a connector that is compatible with all conical connectors and ensures a safe connection between our TUV-certified Truss pieces for overall design flexibility. Each set includes 12 spigots and 12 safety pins



26.00

PRICES DO NOT INCLUDE GST AND ARE SUBJECT TO CHANGE WITHOUT NOTICE. "SUGGESTED RETAIL" ARE SUGGESTIONS ONLY. YOU ARE UNDER NO OBLIGATION TO ACCEPT THESE SUGGESTIONS AND YOU WILL IN NO WAY SUFFER IN OUR BUSINESS RELATIONS (OR IN YOUR RELATIONS WITH ANY OTHER PERSON) IF YOU FAIL TO ACCEPT THESE SUGGESTIONS. / Prix n'inclus pas la TPS et sont sujets à changement sans préavis. Les "prix suggérés" mentionnés ici ne sont que des suggestions. Vous êtes nullement obligé d'accepter ces suggestions et, si vous ne les acceptez pas, nos relations de travail n'en seront touchées d'aucune façon.

Confidential Dealer Price List / Liste de prix confidentielle

Sugg. Retail
Détail sugg.

CT-CONKIT CT-CONKIT is our most popular connecting hardware that safely connects all of our TUV-certified Truss pieces and most of our TRUSST® Corners together. Manufactured from high-grade and lightweight aluminum which is easy for transportation and setup. Compatible with all TRUSST® sticks to create an astonishing and custom presentation. Includes 4 conical connectors, 8 spigots and 8 safety pins to connect TRUSST® together.



66.00


CT290-DOLLYKIT All-in-one kit includes dollies, truss spaces and ratchet straps. Fits the CT290 series and other major brands of 290mm square truss. Capacity: 12 straight truss sections, any length. Fits: 2 inch chord truss.



501.00

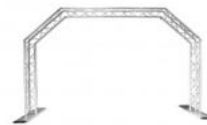
TRUSS KITS

QTGOAL Portable goal post truss system designed to enhance any mobile set up at any size venue. Quick and easy set up and tear down with pre-labeled connections and quick release pins. Enhances durability and corrosion resistance with aluminum construction. Holds up to 595lbs (270kg) (evenly distributed) when fully assembled. Designed to fit CHAUVET® DJ MotionDrape™ LED. Match any set up with selectable 5.5ft or 7.8ft height options. Fits best in the CHAUVET® DJ CHS-Goal VIP Gear Bag. Clamp that fits best with 35 mm truss is the CLP-35HC.



1,705.00

QTARCH Portable arch truss system designed to enhance any mobile set up at any size venue. Perfect lighting truss for venues with low ceilings. Quick and easy set up and tear down with pre-labeled connections and quick release pins. Enhances durability and corrosion resistance with aluminum construction. Holds up to 660lbs (300kg) when fully assembled—evenly distributed. Fits best in the CHAUVET® DJ CHS-Arch VIP Gear Bag. Clamp that fits best with 35 mm truss is the CLP-35HC.



1,598.00

CHSQTG CHS-Goal VIP Gear Bags make it convenient and easy to transport the TRUSST® Goal Post Kit. Made from sturdy ballistic nylon, with heavy-duty handles and padded for extra protection, to safeguard your investment for years of worry-free use. Ideal for any entertainer looking for high mobility.



103.00

QT-CONICAL Manufactured from high-grade aluminum for durability and strength. Compatible with Goal Post Kit conical couplers to safely assemble the kits. Includes 4 conical connectors to replace lost or damaged hardware. Only fits Goal Post Kit.



66.00

PRICES DO NOT INCLUDE GST AND ARE SUBJECT TO CHANGE WITHOUT NOTICE. "SUGGESTED RETAIL" ARE SUGGESTIONS ONLY. YOU ARE UNDER NO OBLIGATION TO ACCEPT THESE SUGGESTIONS AND YOU WILL IN NO WAY SUFFER IN OUR BUSINESS RELATIONS (OR IN YOUR RELATIONS WITH ANY OTHER PERSON) IF YOU FAIL TO ACCEPT THESE SUGGESTIONS. / Prix n'inclus pas la TPS et sont sujets à changement sans préavis. Les "prix suggérés" mentionnés ici ne sont que des suggestions. Vous êtes nullement obligé d'accepter ces suggestions et, si vous ne les acceptez pas, nos relations de travail n'en seront touchées d'aucune façon.

Orders / Commandes: 866-916-4660 • Fax: 888-918-2244

Service Phone: 877-JAMLINE or / ou 514-738-8155 • Service Fax: 1-800-563-2591

Head Office - Siège Sociale **Montreal** 21000 Trans-Canadienne • Baie D'Urfé, QC, H9X 4B7 • tel: (514) 457-2555 • fax: (514) 457-50055 • www.eriksonpro.com

copyright © Jam Industries Ltd.



page 7.

Confidential Dealer Price List / Liste de prix confidentielle

Sugg. Retail
Détail sugg.

QT-PIN12 *Manufactured from high-grade steel for durability and strength*
Compatible with Goal Post Kit and Arch Kit conical couplers to safely assemble the kits
Includes 12 spigots and 12 cotter pins to replace lost or damaged hardware
Only fits Goal Post Kit and Arch Kit



62.00


QT-SNAP *Manufactured from high-grade steel for durability and strength*
Compatible with Goal Post Kit and Arch Kit connectors to safely assemble the kits
Includes 6 snap pins to replace lost or damaged hardware
Only fits Goal Post Kit and Arch Kit



36.00


GLO TOTEM

GLO TOTEM 1.5 meter *All-in-one Glo Totem kit for the mobile entertainer*
Includes 4 tubes, top and bottom plates, scrim, carry bag for tubes, and all connecting hardware
Made of lightweight aluminum for easy transportation, setup, and breakdown
Assembles with the same conical connection system as other TRUSST® products
No screws or hex keys to lose for stress-free assembly
Additional bolt holes on top plate for secure attachment of lighting fixtures
Built-in carrying handles in the bases make transportation a breeze
Scrim is manufactured with certified fire retardant material



653.00

GLO TOTEM 2 meter *All-in-one Glo Totem kit for the mobile entertainer*
Includes 4 tubes, top and bottom plates, scrim, carry bag for tubes, and all connecting hardware
Made of lightweight aluminum for easy transportation, setup, and breakdown
Assembles with the same conical connection system as other TRUSST® products
No screws or hex keys to lose for stress-free assembly
Additional bolt holes on top plate for secure attachment of lighting fixtures
Built-in carrying handles in the bases make transportation a breeze
Scrim is manufactured with certified fire retardant material



801.00

CLAMPS, CABLES AND STANDS

CH05 *Steel cable ensures fixtures don't fall*
 60lb

Load Capacity:



6.00

SC07 *Steel black aircraft cable ensures fixtures will not fall* Load Capacity: 77.2lbs



9.00

PRICES DO NOT INCLUDE GST AND ARE SUBJECT TO CHANGE WITHOUT NOTICE. "SUGGESTED RETAIL" ARE SUGGESTIONS ONLY. YOU ARE UNDER NO OBLIGATION TO ACCEPT THESE SUGGESTIONS AND YOU WILL IN NO WAY SUFFER IN OUR BUSINESS RELATIONS (OR IN YOUR RELATIONS WITH ANY OTHER PERSON) IF YOU FAIL TO ACCEPT THESE SUGGESTIONS. / Prix n'inclus pas la TPS et sont sujets à changement sans préavis. Les "prix suggérés" mentionnés ici ne sont que des suggestions. Vous êtes nullement obligé d'accepter ces suggestions et, si vous ne les acceptez pas, nos relations de travail n'en seront touchées d'aucune façon.

Confidential Dealer Price List / Liste de prix confidentielle

Sugg. Retail
Détail sugg.

CTC-S30 *Lightweight tripod stand geared towards production companies and mobile entertainers*
Comes complete with T-bar adaptor
All metal construction; no plastic parts to break for long-term durability
Crank winch has built-in brake and a folding handle for safety and ease of use
M12 threaded top hole
35mm top tube allows direct attachment of a speaker cabinet; no adaptor necessary
Stand Height: 5.64 to 9.84 feet



344.00

CLP02 *Medium-duty c-clamp with adjustable knob fits on most fixtures*
Made of steel for extra durability
Load Capacity: 55lb
Fits: 1 to 2 inch truss



7.00

CLP03 *Light-duty c-clamp with adjustable knob fits on most fixtures*
Made of steel for extra durability
Load Capacity: 44lb
Fits: 1 to 2 inch truss



6.00

CLP05 *Heavy-duty c-clamp with adjustable knob fits on most fixtures*
Made of cast iron for extra durability
Load Capacity: 110lb
Fits: 1 to 2.5 inch truss



21.00

CLP06 *Wraps completely around truss*
Made of extruded aluminum
Load Capacity: 220lb
Fits: 2 inch



24.00

CLP10 *Wraps completely around truss*
Includes removable adaptors to fit different sizes of truss
Made of ABS plastic
Load Capacity: 75lb
Threaded Bolt: M10
Fits: 1in, 1.5in and 2in



15.00

CLP15 *Wraps completely around truss*
Made of aluminum
Load Capacity: 660lb
Threaded Bolt: M12
Fits: 2in



17.00

PRICES DO NOT INCLUDE GST AND ARE SUBJECT TO CHANGE WITHOUT NOTICE. "SUGGESTED RETAIL" ARE SUGGESTIONS ONLY. YOU ARE UNDER NO OBLIGATION TO ACCEPT THESE SUGGESTIONS AND YOU WILL IN NO WAY SUFFER IN OUR BUSINESS RELATIONS (OR IN YOUR RELATIONS WITH ANY OTHER PERSON) IF YOU FAIL TO ACCEPT THESE SUGGESTIONS. / Prix n'inclut pas la TPS et sont sujets à changement sans préavis. Les "prix suggérés" mentionnés ici ne sont que des suggestions. Vous êtes nullement obligé d'accepter ces suggestions et, si vous ne les accepter pas, nos relations de travail n'en seront touchées d'aucune façon.

Orders / Commandes: 866-916-4660 • Fax: 888-918-2244

Service Phone: 877-JAMLINE or / ou 514-738-8155 • Service Fax: 1-800-563-2591

Head Office - Siège Social **Montreal** 21000 Trans-Canadienne • Baie D'Urfé, QC, H9X 4B7 • tel: (514) 457-2555 • fax: (514) 457-50055 • www.eriksonpro.com

CLP15N Wraps completely around truss
 Narrow design fits between cross braces with ease
 Made of aluminum
 Load Capacity: 330lb
 Threaded Bolt: M12
 Fits: 2in



20.00

CLP25N Wraps completely around truss
 Swivels on its center to allow for complex rigging
 Made of aluminum
 Load Capacity: 880lb
 Fits: 2in



35.00

CLP-35HC Wraps completely around 35mm truss for added security and stability
 Made of aluminum
 Load Capacity: 165lb
 Fits: 1.3in



13.00

CTC-35SCX2 Allows you to attach the top of a tripod scrim securely and safely to the upright pole of any tripod stand
 Made of high impact plastic, steel hinge pins, and steel tension bolt
 The clamp fits any tripod stand from 1 3/8 in. up to 1 1/2 in. (35-38 mm) in diameter
 Includes 2 clamps



17.00

CTC-50SCL Swivel Coupler (ockable)
 Load capacity: 1,650 lb (750 kg)
 Fits: 2 inch (50 mm) truss
 Weight: 2.8 lb (1.3 kg)
 Dimensions: 11.5 x 1.9 x 4.5 in (292 x 50 x 114 mm)



89.00

CTC-50HC Full Size Half Coupler
 Threaded Bolt: M12
 Load capacity: 1,650 lb (750 kg)
 Fits: 2 inch (50 mm) truss
 Weight: 1.4 lb (0.6 kg)
 Dimensions: 5.75 x 1.9 x 4.5 in (146 x 50 x 114 mm)



46.00

PRICES DO NOT INCLUDE GST AND ARE SUBJECT TO CHANGE WITHOUT NOTICE. "SUGGESTED RETAIL" ARE SUGGESTIONS ONLY. YOU ARE UNDER NO OBLIGATION TO ACCEPT THESE SUGGESTIONS AND YOU WILL IN NO WAY SUFFER IN OUR BUSINESS RELATIONS (OR IN YOUR RELATIONS WITH ANY OTHER PERSON) IF YOU FAIL TO ACCEPT THESE SUGGESTIONS. / Prix n'inclut pas la TPS et sont sujets à changement sans préavis. Les "prix suggérés" mentionnés ici ne sont que des suggestions. Vous êtes nullement obligé d'accepter ces suggestions et, si vous ne les acceptez pas, nos relations de travail n'en seront touchées d'aucune façon.

Confidential Dealer Price List / Liste de prix confidentielle

Sugg. Retail
Détail sugg.

CTC-50HCN *Narrow Half Coupler*
Threaded Bolt: M12
Load capacity: 1,650 lb (750 kg)
Fits: 2 inch (50 mm) truss
Weight: 1.0 lb (0.5 kg)
Dimensions: 5.75 x 1.2 x 4.5 in (146 x 30 x 114 mm)



35.00

CT-50G *Heavy Duty C-Clamp*
Completely anodized in black
Threaded Bolt: M12 (also fits M10, not included)
Load capacity: 550 lb (250 kg)
Fits: 2 inch (50 mm) truss
Weight: 1.0 lb (0.45 kg)
Dimensions: 5.1 x 1.0 x 6.5 in (130 x 25 x 165 mm)



34.00

CTC-S60 *Crank up Tower Stand*
Includes an adaptable T-Adaptor
Supports up to 250 kg (550 lbs)
Safety locks and integrated winch brake
Stand Height: 6.4 to 19.7 ft (1.95 to 6.0 m) *without T-bar adaptor
Fits truss size: 12, 15, 16, 20.5 in (220, 290, 360, 390, 470 mm)



2,189.00

CT-TENT *Clamps onto the slots on clear span tent Keder beam to suspend lighting, audio, truss, and décor elements.*
Tent clamp is made of zinc-plated steel, resists rust and corrosion.
Complete with welded eye bolt, makes attaching a load easy with standard rigging hardware.
Safe alternative to multi-piece handmade clamps.
Clamps to Keder beam by tightening one bolt, makes installation quick and easy.
Load Capacity: 330 lb (150kg)
Weight: 3.2 lb (1.5kg)



73.00